



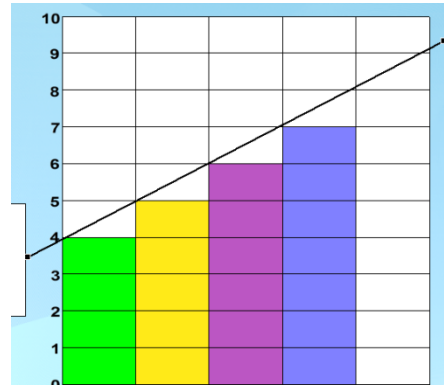
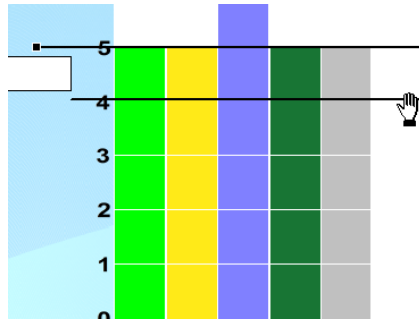
Lines



Region 4 Education Service Center

Lines

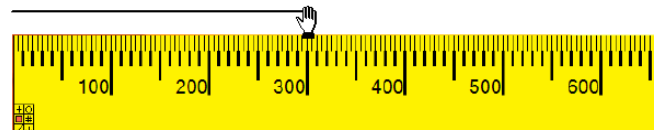
Tools that can create lines of any length allow students to use them to draw lines of specific lengths, to connect points along a graph or isolate specific points in a bar graph. Below is an example from Classroom Suite using the line tool to compare different points on graphs.



Visually it is much easier for a student to now make comparisons, or project growth.

Here the line tool is used to draw a line of a specific length.

Draw a line 300 cm long.



Since the lines can be moved, drawn on an angle or the length easily increased or decreased, it makes it easy for the student to work with.

Example Programs with Line Tools

Computer

- Classroom Suite
- Microsoft Word
- Boardmaker

iPad

- Geometry Pad
- Sketchpad Explorer

Android

- Geometry Pad
- Ruler and Compass Geometry

Chromebook

- Geogebra